




1. Please enter your property ID # as it appears on the mailing label. (Used solely to verify one response per property)

	Response Count
	251
answered question	251
skipped question	0







2. Do you feel that Elmira Township should do more to preserve or protect any of the following natural resources?

	Yes	2001 %	Neutral	2001 %	No	2001 %	Rating Count
Open space	39.8% (94)	55.0	41.5% (98)	29.5	18.6% (44)	15.5	236
Farm land	50.4% (122)	63.4	33.5% (81)	25.2	16.1% (39)	11.4	242
Forest lands	58.2% (139)	73.8	26.8% (64)	16.8	15.1% (36)	9.4	239
Wetlands	49.6% (116)	64.8	33.8% (79)	22.5	16.7% (39)	12.7	234
Lakes and rivers	60.6% (143)	77.3	25.4% (60)	14.2	14.0% (33)	8.4	236
Groundwater	64.2% (154)	80.4	25.0% (60)	12.3	10.8% (26)	7.3	240
Wildlife habitat	51.3% (120)	69.1	32.9% (77)	19.6	15.8% (37)	11.2	234
	answered question						245
	skipped question						6






3. If you feel that Elmira Township should do more to protect the natural resources listed in question 2, would you be willing to help pay for these efforts through a voted millage?

		2001%	Response Percent	Response Count
Yes		54.8	39.8%	94
No		36.3	45.8%	108
Not applicable. I do not feel that Elmira Township should do more to protect natural resources.		8.9	14.4%	34
answered question				236
skipped question				15






4. Which are the two most important reasons to preserve farmland and/or open space in Elmira Township? (Select 2)

		Response Percent	Response Count
To preserve the scenic beauty and rural character of the Township.		32.1%	78
To make it easier to transfer farms to family members or other farmers.		23.0%	56
To preserve family farms and the township's farm economy.		41.6%	101
To maintain the ability to grow food in the future.		40.7%	99
To protect the natural environment and wildlife habitat.		41.6%	101
Not Important		8.6%	21
answered question			243
skipped question			8

5. Please indicate how you feel about the preservation of scenic rural roads:

		Response Percent	Response Count
Strongly Agree		21.4%	53
Agree		36.3%	90
Neutral/Uncertain		35.1%	87
Disagree		3.2%	8
Strongly Disagree		4.0%	10
answered question			248
skipped question			3

6. How should Elmira Township balance the preservation of open space vs. an individual's right to develop their own property?

		2001 %	Response Percent	Response Count
Severely restrict development rights.		19.3	4.8%	11
Provide incentives to property owner to preserve open space (e.g. the Township or another entity would purchase the development rights to the property).		22.8	22.1%	51
Allow the property owner to develop portions of their property at a greater density, in exchange for leaving the rest of the property in open space.		36.1	29.0%	67
Do nothing.		18.8	33.8%	78
Other (please describe)		3.0	10.4%	24
answered question				231
skipped question				20

7. How much of a problem are these issues in Elmira Township?

	Not a problem	Small problem	Medium problem	Big problem	Rating Count
	2001 %	2001 %	2001 %	2001 %	
Empty buildings	33.0% (74) 33.4	41.5% (93) 40.4	18.3% (41) 18.9	7.1% (16) 7.3	224
Groundwater contamination	31.6% (65) 35.6	31.1% (64) 35.3	23.3% (48) 16.4	14.1% (29) 12.7	206
Illegal dumping	18.2% (39) 14.4	35.5% (76) 31.2	31.8% (68) 29.9	14.5% (31) 24.5	214
Noise from traffic	47.7% (106) 31.1	31.1% (69) 36.5	15.8% (35) 23.3	5.4% (12) 9.1	222
Potholes and road disrepair	10.9% (24) 12.1	34.1% (75) 28.0	38.2% (84) 27.8	16.8% (37) 32.1	220
Too much truck traffic	40.3% (87) 22.7	28.2% (61) 29.4	21.8% (47) 30.2	9.7% (21) 17.7	216
Unightly or unsuitable business operations	39.7% (85) 29.9	37.9% (81) 36.3	19.2% (41) 19.8	3.3% (7) 13.9	214
Lack of zoning enforcement	46.1% (94) 33.2	33.8% (69) 26.0	14.2% (29) 23.7	5.9% (12) 17.0	204
Water pollution	40.4% (80) 40.4	31.8% (63) 37.1	16.2% (32) 14.3	11.6% (23) 8.2	198
Lack of organized teen activities	48.3% (97) 31.2	22.4% (45) 23.4	20.9% (42) 26.1	8.5% (17) 19.4	201
Lack of affordable housing	45.5% (96) 31.1	28.0% (59) 30.3	20.9% (44) 20.8	5.7% (12) 17.9	211
Seasonal population shifts	63.1% (135) 58.3	27.1% (58) 27.8	7.9% (17) 10.7	1.9% (4) 3.2	214
Oil and gas development	42.3% (94) 26.2	25.7% (57) 22.3	14.9% (33) 24.1	17.1% (38) 27.3	222
Noise from industry	66.8% (145) 53.7	23.5% (51) 28.3	6.9% (15) 11.3	2.8% (6) 6.8	217

Other (Describe)

22

answered question

233

skipped question

18

8. Would you support adding more of the following types of residential developments within Elmira Township's boundaries?

	Favorable 2001 %	Neutral 2001 %	Unfavorable 2001 %	Rating Count
Single family subdivision	53.6% (128) 60.7	32.2% (77) 23.2	14.2% (34) 16.2	239
Condominiums	33.6% (80) 34.0	39.9% (95) 23.6	26.5% (63) 42.5	238
Apartment buildings	21.6% (50) 27.1	39.4% (91) 25.2	39.0% (90) 47.6	231
Affordable housing	46.0% (108) 50.6	31.5% (74) 27.2	22.6% (53) 22.2	235
Mobile homes	11.4% (27) 13.7	27.0% (64) 22.5	61.6% (146) 63.8	237
Mobile home parks	9.4% (22) 12.3	23.8% (56) 17.8	66.8% (157) 69.9	235
Senior citizen housing	58.6% (139) 63.4	32.5% (77) 25.8	8.9% (21) 10.8	237
answered question				242
skipped question				9

9. What is your general attitude towards adding any of the following developments in Elmira Township?





	Favorable		Neutral		Unfavorable		Rating Count
	2001 %		2001 %		2001 %		
Light manufacturing	67.5% (162)	55.0	24.2% (58)	26.3	8.3% (20)	18.7	240
Heavy manufacturing	29.1% (69)	15.3	32.1% (76)	21.3	38.8% (92)	63.3	237
Farming	84.5% (201)	83.5	13.9% (33)	15.5	1.7% (4)	0.9	238
Small business	82.4% (197)	77.9	15.1% (36)	17.3	2.5% (6)	4.8	239
No growth	8.1% (18)	20.0	41.3% (92)	34.4	50.7% (113)	45.5	223
Retail stores	50.6% (120)	53.1	38.4% (91)	27.3	11.0% (26)	19.6	237
Restaurants	66.3% (159)	62.0	28.3% (68)	26.2	5.4% (13)	11.8	240
Office buildings	43.8% (103)	43.6	42.6% (100)	32.6	13.6% (32)	23.7	235
Health care	63.0% (150)	65.2	31.1% (74)	25.1	5.9% (14)	9.7	238
Mining (sand & gravel)	23.8% (57)	11.8	38.1% (91)	31.7	38.1% (91)	56.6	239
Oil and gas extraction	33.3% (80)	16.0	36.3% (87)	35.3	30.4% (73)	48.7	240
Outdoor recreation (e.g. golf course, hunting)	63.1% (152)	57.3	27.8% (67)	27.7	9.1% (22)	15.0	241
Commercial tourism developments (e.g. hotel, gift shop)	43.2% (102)	39.0	39.4% (93)	32.5	17.4% (41)	28.5	236
Race track	16.2% (39)	12.3	26.6% (64)	19.4	57.3% (138)	68.3	241
Casino	18.4% (44)	11.1	18.0% (43)	10.8	63.6% (152)	78.1	239
Prison or jail	6.3% (15)	5.9	21.0% (50)	12.3	72.7% (173)	81.8	238
Homeless shelter	16.1% (38)	22.0	37.7% (89)	32.8	46.2% (109)	45.2	236
Schools/vocational center	59.7% (142)	62.6	33.2% (79)	27.1	7.1% (17)	10.2	238
Grocery store	61.9% (148)	66.0	31.4% (75)	23.3	6.7% (16)	10.7	239
Movie theater	29.8% (71)	32.6	42.9% (102)	35.0	27.3% (65)	32.4	238
Outdoor theater	22.5% (53)	24.5	39.4% (93)	33.0	38.1% (90)	42.5	236

	Favorable		Neutral		Unfavorable		
Open Elmira Township public roads to off-road vehicle (ORV) uses	33.2%	(80) NA	17.0%	(41) NA	49.8%	(120) NA	241
answered question							245
skipped question							6





10. How do you feel about adding the following types of commercial/retail developments within Elmira Township's boundaries?

	Favorable		Neutral		Unfavorable		Rating Count
	2001%		2001%		2001%		
Stand alone business	67.6%	(161) 60.6	26.5%	(63) 29.2	5.9%	(14) 10.2	238
Strip mall	24.7%	(59) 22.9	30.5%	(73) 22.2	44.8%	(107) 54.8	239
Large retail store: 30,000 sq. ft + (e.g. K-Mart)	25.3%	(60) 24.8	25.7%	(61) 21.8	48.9%	(116) 53.4	237
Downtown development or redevelopment	49.2%	(116) 53.4	36.0%	(85) 29.3	14.8%	(35) 17.3	236
Gas station/convenience store	49.0%	(117) 46.4	37.2%	(89) 36.8	13.8%	(33) 16.9	239
Office building	43.3%	(104) 40.7	40.4%	(97) 33.4	16.3%	(39) 25.9	240
Cyber Cafe'	38.2%	(91) NA	38.7%	(92) NA	23.1%	(55) NA	238
answered question							242
skipped question							9





11. What should Elmira Township do to encourage more commercial/retail growth?

		2001%	Response Percent	Response Count
Favor growth (e.g. through incentives such as tax abatements).		16.4	29.5%	70
Support growth (e.g. through marketing the area).		39.9	40.1%	95
Do nothing.		15.9	24.1%	57
Discourage growth (e.g. through zoning controls).		27.8	6.3%	15
answered question				237
skipped question				14

12. What should Elmira Township do to encourage more industrial/manufacturing growth?

		2001%	Response Percent	Response Count
Favor growth (e.g. through incentives such as tax abatements).		14.4	31.7%	76
Support growth (e.g. through marketing the area).		29.4	28.3%	68
Do nothing.		18.6	24.2%	58
Discourage growth (e.g. through zoning controls).		37.6	15.8%	38
answered question				240
skipped question				11

13. If commercial/retail developments are to take place in Elmira Township, where do you think they should be located?

		2001%	Response Percent	Response Count
Spread along M-32.		22.9	22.7%	54
Clustered in concentrated areas along M-32.		39.3	41.6%	99
Concentrated within the downtown.		36.6	33.6%	80
Near neighborhoods.		1.2	2.1%	5
answered question				238
skipped question				13






14. What additional businesses, products or services would you like to see available in the Elmira Township business community?

	Response Count
	71
answered question	71
skipped question	180

15. I support the installation of home-based alternative energy systems, such as:

	Strongly Agree	Agree	Neutral/Uncertain	Disagree	Strongly Disagree	Rating Count
Solar panels	42.2% (103)	34.8% (85)	13.5% (33)	2.0% (5)	7.4% (18)	244
Small scale wind turbine generators	40.1% (97)	27.3% (66)	14.9% (36)	6.6% (16)	11.2% (27)	242
Outdoor wood burners	29.9% (73)	25.4% (62)	20.5% (50)	11.9% (29)	12.3% (30)	244
answered question						247
skipped question						4







16. Commercial Wind Turbine Generators (WTG) should be allowed in Elmira Township.

		Response Percent	Response Count
Strongly Agree		30.3%	74
Agree		20.5%	50
Neutral/Uncertain		20.1%	49
Disagree		8.2%	20
Strongly Disagree		20.9%	51
answered question			244
skipped question			7







17. Please list any other comments you wish to make or questions you wished we had asked about growth and land use issues within Elmira Township?

	Response Count
	56
answered question	56
skipped question	195





18. Which of the following would you support in order to raise funds to accelerate the rate of improvements to Elmira Township's roads?

		2001 %	Response Percent	Response Count
An increase in property taxes of .25 mills		11.4	12.3%	29
An increase in property taxes of .5 mills		12.6	10.6%	25
An increase in property taxes of 1 mill		21.5	20.4%	48
An increase in property taxes of 1.5 mills		2.0	3.4%	8
An increase in property taxes of 2 mills		16.0	9.4%	22
I would not support a township road millage.		39.3	43.8%	103
			answered question	235
			skipped question	16



19. For what length of time would you support an Elmira Township road millage?

		2001 %	Response Percent	Response Count
5 years		23.2	19.2%	45
10 years		22.3	24.4%	57
15 years		3.7	3.8%	9
20 years		5.7	4.7%	11
Longer than 20 years		6.4	3.4%	8
Not applicable. I would not support a township road millage		39.5	44.4%	104
answered question				234
skipped question				17





20. Would you support weekly door-to-door garbage pick-up at one of the following annual cost ranges?

		Response Percent	Response Count
\$100-\$150 annual tax		20.7%	50
\$151-\$200 annual tax		7.0%	17
\$201-\$250 annual tax		3.7%	9
No, I do not support this tax.		68.6%	166
answered question			242
skipped question			9




21. Do you support the continuation of a once per year drop off trash disposal day funded by the Township? The purpose of this service is to give residents a chance to get rid of hard-to-dispose of items.

		2001%	Response Percent	Response Count
Yes		83.6	89.2%	215
No		16.4	10.8%	26
answered question				241
skipped question				10






22. Would you support Township wide Wi-Fi at one of the following annual cost ranges?

		Response Percent	Response Count
\$100-\$150 annual tax		19.3%	45
\$151-\$200 annual tax		5.2%	12
\$201-\$250 annual tax		4.3%	10
No, I do not support this tax.		71.2%	166
answered question			233
skipped question			18



23. Please indicate your current resident status:

		2001 %	Response Percent	Response Count
I am a full-time resident of Elmira Township.		72.2	67.6%	165
I am a part-time resident of Elmira Township.		10.7	12.7%	31
I own property in Elmira Township, but do not live here.		17.1	19.7%	48
answered question				244
skipped question				7

24. Do you work in:

			Response Percent	Response Count
Gaylord area			24.7%	61
Northern Michigan			10.5%	26
Outside Northern Michigan			10.5%	26
Retired			53.0%	131
Not Working			3.6%	9
answered question				247
skipped question				4

25. Are you a registered voter in Elmira Township?

		Response Percent	Response Count
Yes		68.0%	168
No		32.0%	79
answered question			247
skipped question			4